



Individual Results






Final

Monpezier - Monpezier (FRA) 28-08-2020 - CEI3 160KM :37 Riders

Percentages: Qualified: 48.65% Not qualified: 51.35% (including GA (ex LA): 21.62% ME: 02.70% RET: 13.51% MISC: 13.51%)

RANK	NUM.	AV. SPEED	NAT.	PHASE	RANK	ARRIVAL	IN TIME	RECOV. T.	PH. SPD	BPM	AV. SPD	TOTAL REC.	LAP/LEAD
1	101	18.992		1	4	07:32:59	07:35:51	00:02:52	19.070	62/60	19.070	00:02:52	00:01:08
	Maria ALVAREZ PONTON				2	10:00:45	10:04:04	00:03:19	18.297	62/60	18.713	00:06:11	00:00:11
	WARRENS HILL CHAYZE				3	12:08:36	12:11:07	00:02:31	18.610	64/56	18.685	00:08:42	00:00:56
			25/05/2008		4	14:44:44	14:47:18	00:02:34	17.042	62/64	18.248	00:11:16	00:00:36
					5	16:45:28	16:54:35		23.765	59/59	18.992		00:00:00
												Total Riding Time: 08:25:28	
2	125	18.927		1	24	07:47:27	07:51:22	00:03:55	16.977	62/60	16.977	00:03:55	00:16:39
	PAULINE THEOLISSAT				2	10:16:32	10:19:44	00:03:12	18.271	63/64	17.539	00:07:07	00:15:51
	ASMINE DES PACOULI				3	12:20:57	12:26:47	00:05:50	18.610	58/50	17.816	00:12:57	00:16:36
			10		4	14:46:47	14:53:20	00:06:33	18.583	60/54	18.000	00:19:30	00:06:38
					5	16:47:13	17:04:10		25.359	60/60	18.927		00:01:45
												Total Riding Time: 08:27:13	
3	177	18.925		1	8	07:32:58	07:39:04(2)	00:06:06	18.595	59/56	18.595	00:06:06	00:04:21
	Juan Carlos RUIZ DE VILLA FERNANDEZ				2	10:00:46	10:05:46	00:05:00	18.557	60/60	18.578	00:11:06	00:01:53
	CASTLEBAR OUTLAW				3	12:08:38	12:11:35	00:02:57	18.878	63/56	18.658	00:14:03	00:01:24
			04/12/2012		4	14:44:47	14:50:17	00:05:30	16.681	63/60	18.125	00:19:33	00:03:35
					5	16:47:16	17:06:39		24.185	64/64	18.925		00:01:48
												Total Riding Time: 08:27:16	
4	137	18.922		1	17	07:48:24	07:50:41	00:02:17	17.060	53/53	17.060	00:02:17	00:15:58
	CLEMENTINE CHAUD				2	10:19:07	10:21:24	00:02:17	17.884	51/52	17.422	00:04:34	00:17:31
	WINARUZ EL DJIN				3	12:26:24	12:28:59	00:02:35	18.497	54/52	17.700	00:07:09	00:18:48
			9		4	14:48:32	14:51:37	00:03:05	19.292	64/60	18.070	00:10:14	00:04:55
					5	16:47:21	17:02:51		24.645	59/59	18.922		00:01:53
												Total Riding Time: 08:27:21	
5	115	18.903		1	15	07:48:24	07:50:27	00:02:03	17.088	61/60	17.088	00:02:03	00:15:44
	NICOLAS BALLARIN				2	10:19:01	10:23:45(2)	00:04:44	17.476	57/54	17.261	00:06:47	00:19:52
	ANIR DE LA TEULIERE				3	12:26:29	12:28:42	00:02:13	19.070	54/60	17.715	00:09:00	00:18:31
			10		4	14:48:35	14:51:20	00:02:45	19.292	58/62	18.082	00:11:45	00:04:38
					5	16:47:51	16:54:53		24.355	55/55	18.903		00:02:23
												Total Riding Time: 08:27:51	
6	108	18.877		1	2	07:32:58	07:34:58	00:02:00	19.205	63/60	19.205	00:02:00	00:00:15
	Alex LUQUE MORAL				2	10:02:20	10:04:14	00:01:54	18.121	61/60	18.699	00:03:54	00:00:21
	CALANDRIA PH				3	12:08:38	12:10:20	00:01:42	18.815	63/64	18.730	00:05:36	00:00:09
			01/01/2006		4	14:44:44	14:46:42	00:01:58	17.015	57/56	18.273	00:07:34	00:00:00
					5	16:48:34	17:04:38		22.542	59/59	18.877		00:03:06
												Total Riding Time: 08:28:34	
7	110	18.778		1	13	07:46:42	07:50:07	00:03:25	17.129	58/58	17.129	00:03:25	00:15:24
	ANNIE MARCHANT				2	10:10:54	10:18:34	00:07:40	18.257	57/57	17.621	00:11:05	00:14:41
	ALASKA DE RIVOIRON				3	12:20:56	12:29:16	00:08:20	17.861	56/50	17.685	00:19:25	00:19:05
			10		4	14:46:45	14:53:44	00:06:59	18.953	60/56	17.984	00:26:24	00:07:02
					5	16:51:14	17:06:13		24.000	61/61	18.778		00:05:46
												Total Riding Time: 08:31:14	
8	131	18.731		1	25	07:47:25	07:51:41	00:04:16	16.939	58/60	16.939	00:04:16	00:16:58
	CAMILLE COULOMB				2	10:16:33	10:21:00	00:04:27	18.113	64/60	17.450	00:08:43	00:17:07
	SHARON DE SULEIMAN				3	12:20:58	12:25:54	00:04:56	19.081	59/60	17.862	00:13:39	00:15:43
			12		4	14:46:48	14:51:45	00:04:57	18.706	61/60	18.065	00:18:36	00:05:03
					5	16:52:31	17:09:33		22.892	61/61	18.731		00:07:03
												Total Riding Time: 08:32:31	

RANK	NUM.	AV. SPEED	NAT.	PHASE	RANK	ARRIVAL	IN TIME	RECOV. T.	PH. SPD	BPM	AV. SPD	TOTAL REC.	LAP/LEAD
9	122	18.729		1	12	07:47:25	07:50:05	00:02:40	17.133	52/52	17.133	00:02:40	00:15:22
CHARLOTTE CHAZEL					2	10:19:02	10:20:24	00:01:22	17.948	51/48	17.492	00:04:02	00:16:31
AKABA DU CEOR					3	12:26:15	12:27:32	00:01:17	18.592	57/58	17.776	00:05:19	00:17:21
Lap / preceding :00:00:03					4	14:48:36	14:50:17	00:01:41	19.270	60/54	18.125	00:07:00	00:03:35
					5	16:52:34	17:05:34		22.412	60/60	18.729		00:07:06
Total Riding Time: 08:32:34													
10	136	18.159		1	9	07:41:06	07:46:25	00:05:19	17.593	59/60	17.593	00:05:19	00:11:42
PIERRE FLEURY					2	10:11:55	10:18:43	00:06:48	17.631	56/58	17.610	00:12:07	00:14:50
DR PEPPER					3	12:20:50	12:27:38	00:06:48	18.219	60/64	17.771	00:18:55	00:17:27
Lap / preceding :00:16:06					4	14:48:25	14:56:51	00:08:26	18.129	62/60	17.858	00:27:21	00:10:09
					5	17:08:40	17:23:14		19.800	57/57	18.159		00:23:12
Total Riding Time: 08:48:40													
12	138	17.696		1	10	07:46:41	07:49:41	00:03:00	17.182	60/60	17.182	00:03:00	00:14:58
Ana Margarida CANDIDO COSTA					2	10:11:55	10:18:41(2)	00:06:46	18.165	59/58	17.613	00:09:46	00:14:48
VULCANE DE CROUZ					3	12:20:52	12:26:10	00:05:18	18.518	59/60	17.848	00:15:04	00:15:59
Lap / preceding :00:13:50					4	14:46:46	14:57:10(2)	00:10:24	17.838	57/50	17.846	00:25:28	00:10:28
					5	17:22:30	17:40:18		16.993	59/59	17.696		00:37:02
Total Riding Time: 09:02:30													
13	129	17.485		1	22	07:48:29	07:51:04	00:02:35	17.013	57/57	17.013	00:02:35	00:16:21
PAUL BARD					2	10:20:52	10:23:14	00:02:22	17.652	58/58	17.296	00:04:57	00:19:21
NAIFEE DE BOZOULS					3	12:29:01	12:31:39	00:02:38	18.322	57/60	17.562	00:07:35	00:21:28
Lap / preceding :00:06:33					4	15:06:04	15:08:51	00:02:47	16.894	60/60	17.391	00:10:22	00:22:09
					5	17:29:03	17:40:03		17.960	59/59	17.485		00:43:35
Total Riding Time: 09:09:03													
14	114	17.483		1	19	07:48:29	07:50:48	00:02:19	17.045	56/60	17.045	00:02:19	00:16:05
HENRY DAVID GUEDJ					2	10:19:06	10:21:20	00:02:14	17.913	59/60	17.427	00:04:33	00:17:27
TONIK DE GARGASSAN					3	12:26:33	12:31:21(2)	00:04:48	17.997	58/60	17.577	00:09:21	00:21:10
Lap / preceding :00:00:04					4	15:06:32	15:09:23	00:02:51	16.775	60/60	17.371	00:12:12	00:22:41
					5	17:29:07	17:39:06		18.054	59/59	17.483		00:43:39
Total Riding Time: 09:09:07													
15	116	17.175		1	20	07:47:25	07:50:50	00:03:25	17.041	54/56	17.041	00:03:25	00:16:07
MARILYN LEMOINE					2	10:20:52	10:22:57	00:02:05	17.660	57/60	17.316	00:05:30	00:19:04
BAYLA D'ALLUECH					3	12:29:02	12:31:34	00:02:32	18.281	60/60	17.566	00:08:02	00:21:23
Lap / preceding :00:09:51					4	15:06:31	15:09:28	00:02:57	16.794	64/60	17.368	00:10:59	00:22:46
					5	17:38:58	17:47:00		16.281	58/58	17.175		00:53:30
Total Riding Time: 09:18:58													
16	133	17.060		1	32	07:57:22	07:59:24	00:02:02	16.064	56/60	16.064	00:02:02	00:24:41
Marijke VISSER					2	10:32:43	10:35:15	00:02:32	17.091	57/52	16.513	00:04:34	00:31:22
L.I. WALLONIA					3	12:47:51	12:50:10	00:02:19	17.068	59/56	16.659	00:06:53	00:39:59
Lap / preceding :00:03:45					4	15:25:50	15:28:22	00:02:32	16.751	59/60	16.682	00:09:25	00:41:40
					5	17:42:43	17:50:49		19.206	58/58	17.060		00:57:15
Total Riding Time: 09:22:43													
17	132	16.907		1	31	07:57:24	07:59:23	00:01:59	16.066	52/48	16.066	00:01:59	00:24:40
Julien VAN CAUTER					2	10:32:42	10:34:53	00:02:11	17.143	53/48	16.536	00:04:10	00:31:00
TAKI TAILLEVENT					3	12:47:53	12:50:09	00:02:16	17.005	52/66	16.660	00:06:26	00:39:58
Lap / preceding :00:05:06					4	15:25:50	15:28:11	00:02:21	16.775	60/60	16.688	00:08:47	00:41:29
					5	17:47:49	17:58:04		18.074	59/59	16.907		01:02:21
Total Riding Time: 09:27:49													
18	119	15.942		1	35	08:03:51	08:06:07	00:02:16	15.373	51/52	15.373	00:02:16	00:31:24
GAELE OLLIVIER JACOB					2	10:45:44	10:47:52	00:02:08	16.263	57/60	15.763	00:04:24	00:43:59
ESTEREL D'ECOUVES					3	13:05:15	13:08:16	00:03:01	16.136	63/60	15.862	00:07:25	00:58:05
Lap / preceding :00:34:21					4	15:51:15	15:56:28	00:05:13	15.445	59/60	15.756	00:12:38	01:09:46
					5	18:22:10	18:29:35		16.928	55/55	15.942		01:36:42
Total Riding Time: 10:02:10													
19	113	15.942		1	33	08:00:56	08:03:31	00:02:35	15.633	62/54	15.633	00:02:35	00:28:48
SARAH VALETTE					2	10:42:13	10:45:44	00:03:31	16.201	60/52	15.885	00:06:06	00:41:51
NAMIR					3	12:57:01	13:01:39	00:04:38	16.890	54/52	16.144	00:10:44	00:51:28
Lap / preceding :00:00:02					4	15:51:14	15:56:11	00:04:57	14.718	55/52	15.765	00:15:41	01:09:29
					5	18:22:12	18:27:56		16.872	61/61	15.942		01:36:44
Total Riding Time: 10:02:12													
0	111	GA		1	34	08:03:51	08:06:04	00:02:13	15.378	57/56	15.378	00:02:13	00:31:21
ALLAN LEON					2	10:45:44	10:48:49	00:03:05	16.130	60/64	15.709	00:05:18	00:44:56
BABEL DE CROUZ					3	13:05:19	13:09:01	00:03:42	16.168	59/60	15.830	00:09:00	00:58:50
Lap / preceding :23:59:59					4	15:51:18	15:55:33	00:04:15	15.648	58/60	15.785	00:13:15	01:08:51
					5	18:22:11	18:31:06		16.764	59/59	15.942		01:36:43
Total Riding Time: 10:02:11													

RANK	NUM.	AV. SPEED	NAT.	PHASE	RANK	ARRIVAL	IN TIME	RECOV. T.	PH. SPD	BPM	AV. SPD	TOTAL REC.	LAP/LEAD
0	139	RET		1	26	07:48:26	07:53:26(2)	00:05:00	16.733	61/60	16.733	00:05:00	00:18:43
LISA RIOU				2	19	10:19:09	10:21:47	00:02:38	18.274	61/56	17.396	00:07:38	00:17:54
ORION			13	3	RET	12:26:30	12:40:42(2)	00:14:12	16.377	64/64	17.109	00:21:50	00:30:31
Lap / preceding :00:20:29												Total Riding Time: 05:50:42	
0	103	RET		1	3	07:33:00	07:35:48	00:02:48	19.078	55/54	19.078	00:02:48	00:01:05
Gil BERENGUER CARRERA				2	RET	10:02:21	10:04:31	00:02:10	18.213	58/60	18.677	00:04:58	00:00:38
JM ESPEJO			12/07/2011	Lap / preceding :22:03:49									
												Total Riding Time: 03:54:31	
0	128	GA		1	6	07:33:01	07:37:12	00:04:11	18.868	63/60	18.868	00:04:11	00:02:29
GERALDINE BRAULT				2	GA	10:00:46	10:04:07	00:03:21	18.519	62/64	18.709	00:07:32	00:00:14
GRONWEL ASSAN			10	Lap / preceding :23:59:36									
												Total Riding Time: 03:54:07	
0	104	DSQ		1	DSQ	07:47:27	08:06:12(2)	00:18:45	15.365	63/62	15.365	00:18:45	00:31:29
Juan Carlos CURTO PANCHAME				Lap / preceding :22:42:05									
RIO MINO 50			01/01/2011										
												Total Riding Time: 02:36:12	
0	120	MI											
ENORA BOULENGER				Lap / preceding :21:23:48									
CHACHA DE BOZOULS			8										
												Total Riding Time:	

WD=Withdrawn, RET=Retired, DSQ=Disqualified, FNR=Finished not ranked, LA=Lame, MI=Minor injury, CI=Catastrophic injury, ME=Metabolic, ME-TR=Metabolic invasive treatment, OT=Out of time, FTC: Failed to complete




More than timekeeping

Yamamah Android



Yamamah iOS





Powered by ATRM